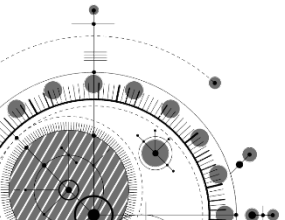


DATAGATE A.Ş.
ANALYST PRESENTATION
26 February 2019
Istanbul

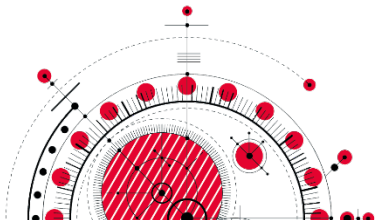
Disclaimer

This presentation contains information and analysis on financial statements as well as forward-looking statements that reflect the Company management's current views with respect to certain future events. Although it is believed that the information and analysis are correct and expectations reflected in these statements are reasonable, they may be affected by a variety of variables and changes in underlying assumptions that could cause actual results to differ materially.

Neither Datagate Computer nor any of its managers or employees nor any other person shall have any liability whatsoever for any loss arising from the use of this presentation.

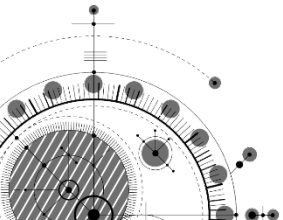


Financial and Operational Results



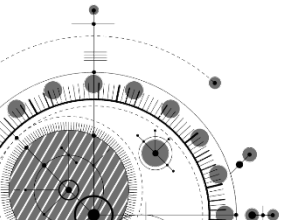
Income Statement (000 TL)

(000) TRL	2018	2017	Changes (%)
Net Sales	745.783	1.582.968	(52,89)
Gross Profit	29.903	50.687	(41,00)
Gross Profit Margin (%)	4,01	3,20	25,22
EBITDA	16.024	34.813	(53,97)
EBITDA Margin (%)	2,15	2,20	(2,30)
Operational Profit	15.852	34.636	(54,23)
Operational Profit Margin (%)	2,13	2,19	(2,86)
Financial Income /(Expenses), Net	7.204	2.160	233,52
Tax Expenses	(5.180)	(5.754)	(9,98)
Net Profit	17.876	31.042	(42,41)
Net Profit Margin (%)	2,40	1,96	22,23

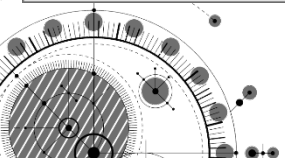
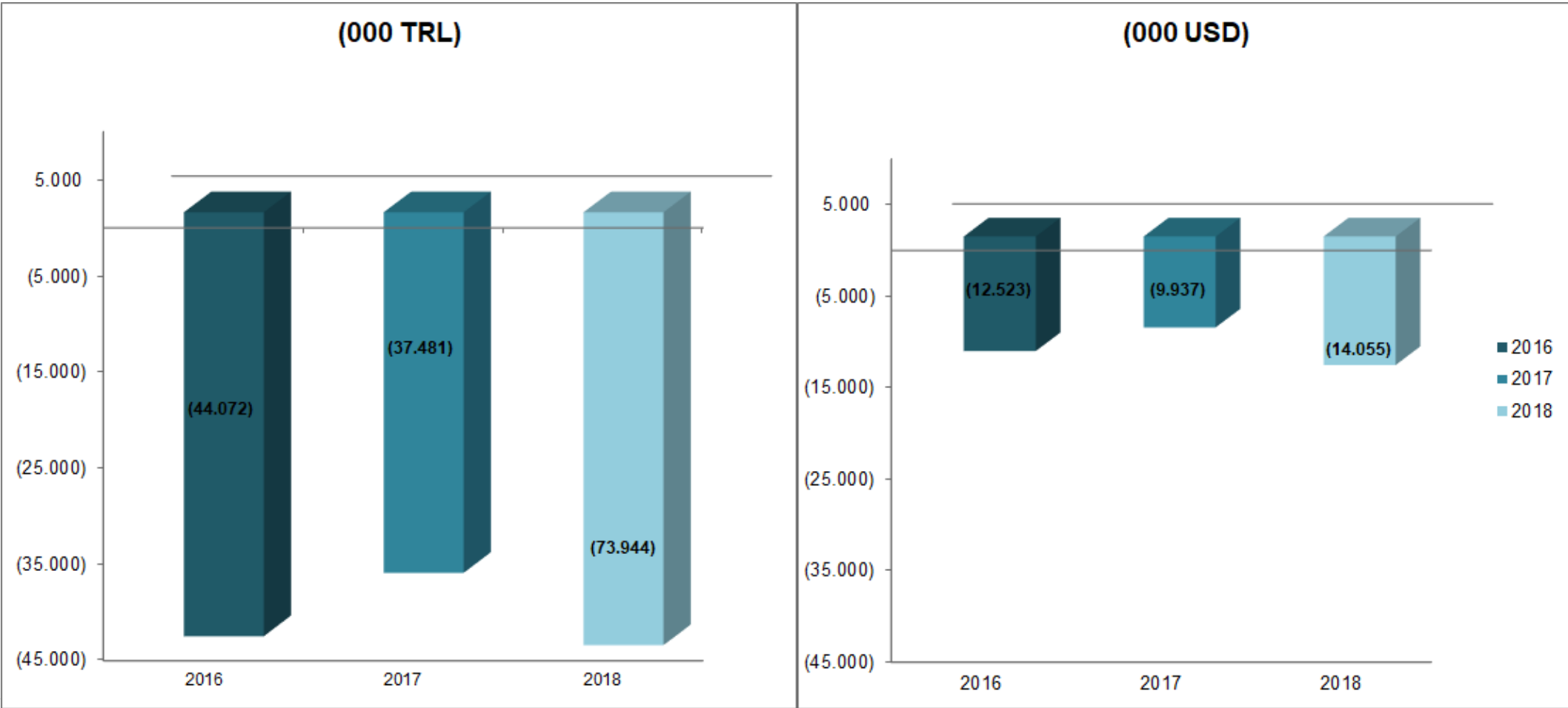


Balance Sheet (000 TL)

Assets	31.12.2018	(%)	31.12.2017	(%)	Changes (%)	Liabilities & Capital	31.12.2018	(%)	31.12.2017	(%)	Changes (%)
Current Assets	210.553	92%	387.221	91%	(45,6)	Short Term Lia.	124.217	54%	311.473	73%	(60,1)
Cash	73.944	32%	37.480	9%	97,3	Financial Lia.	58.868	26%	32.601	8%	80,6
Trade Receivables	121.965	53%	267.019	63%	(54,3)	Trade Payables	41.955	18%	249.550	59%	(83,2)
Inventories	11.137	5%	36.189	9%	(69,2)	Provisions for Tax	0	0%	3.450	1%	(100,0)
Inventories in Transit	314	0%	44.648	11%	(99,3)	Prov. for Other Pay.	18.042	8%	19.939	5%	(9,5)
Other	3.193	1%	1.885	0%	69,4	Other	5.352	2%	5.933	1%	(9,8)
Non-Current Assets	18.095	8%	36.583	9%	(50,5)	Long Term Lia.	3.818	2%	16.970	4%	(77,5)
Fixed Assets	3.604	2%	16.902	4%	(78,7)	Financial Lia.	3.604	2%	16.902	4%	(78,7)
Goodwill	118	0%	189	0%	0,0	Prov. for Empl. Trm. Ind.	214	0%	68	0%	214,7
Other	14.373	6%	19.492	5%	(26,3)	Capital	100.613	44%	95.361	23%	5,5
Total Assets	228.648	100%	423.804	100%	(46,0)	Total Lia. & Capital	228.648	100%	423.804	100%	(46,0)

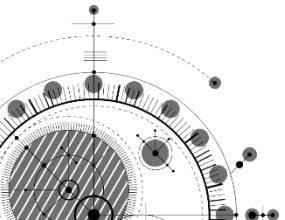


Net Financial Debt (000 TL & USD)



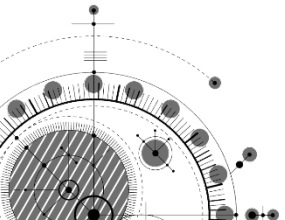
Working Capital (000 TL)

(000) TRL	31.12.2018	31.12.2017	Changes %	(000) TRL	31.12.2018	31.12.2017	Changes %
Short T. Trade Receivables	121.965	267.019	(54,3)	Short T. Trade Payables	41.955	249.550	(83,2)
Inventories	11.451	80.837	(85,8)	Short T. Financial Debts	58.868	32.601	0,0
Cash & Cash Equivalentents	73.944	37.480	97,3	Other Debts	23.394	29.322	(20,2)
Other Receivables	3.193	1.885	69,4	Total Short T. Liabilities	124.217	311.473	(60,1)
Total Current Assets	210.553	387.221	(45,6)	Net Working Capital	86.336	75.748	14,0



Cash Flow (000 TL)

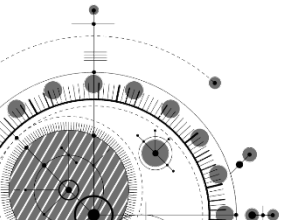
(000) TRL	31.12.2018	31.12.2017
Beginning of Term Balance	37.455	44.060
Activity of Net Cash Flow	28.618	32.018
Investment Activities	(130)	(211)
Changes in Cash	28.488	31.807
Changes in Financial Debts	7.897	(38.412)
End of Term Balance	73.841	37.455



Financial Ratios

LIQUIDITY RATIOS	31.12.2018	31.12.2017
Current Ratio	1,70	1,24
Quick Ratio	1,60	0,98
THE WORKING CAPITAL RATIOS (*)	31.12.2018	31.12.2017
Receivables Days	29	39
Payables Days	33	44
Inventory Days	17	12
FINANCIAL STRUCTURE RATIOS	31.12.2018	31.12.2017
Capital / Total Liabilities & Capital	44,0%	22,5%
Short T. Debts / Total Liabilities & Capital	54,3%	73,5%
Long T. Debts / Total Liabilities & Capital	1,7%	4,0%
Financial Debts / Total Debts	48,8%	15,1%
PROFITABILITY RATIOS	31.12.2018	31.12.2017
Gross Profit Margin	4,0%	3,2%
Operational Profit Margin	2,1%	2,2%
Net Profit / Sales	2,4%	2,0%
Profit Margin Before Tax	3,1%	2,3%

(*) Quarterly prepared financial sheets were taken into consideration for calculations.



Thanks



@indexgruptahayat



@indexgrup



@indexgruptahayat



@index-grup

